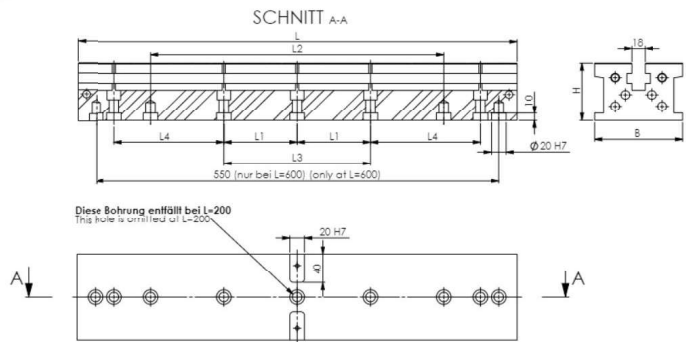


SFT CLAMP-RAIL 120

SFT CLAMP-RAIL



Artikel-Nr.
Item No.

Maße (mm)
Dimensions (mm)

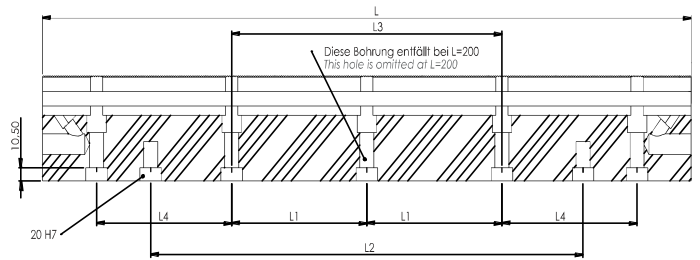
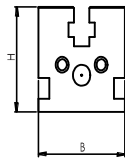
Schraube
Screw

	L	B	H	L1	L2	L3	L4	DIN 912
CP200.120.001	200	120	80			100		M12
CP300.120.001	300	120	80	100				M12
CP400.120.001	400	120	80	150				M12
CP500.120.001	500	120	80	200				M12
CP600.120.001	600	120	80	100	400		150	M12

- ⊗ Extrem hohe Grundsteifigkeit
- ⊗ Spannkraft 4 Tonnen
- ⊗ Kompatibel zu den 80 mm und 50 mm Schienen
- ⊗ Alle Keilspanner und Backen aus dem SFT Standard verwendbar
- ⊗ Unendlich verlängerbar
- ⊗ extremely high basic rigidity
- ⊗ clamping force 4 tons
- ⊗ compatible with 80 mm and 50 mm rails
- ⊗ all SFT standard wedge clamps and jaws can be used
- ⊗ infinitely extendible

SFT CLAMP-RAIL 80 50

SFT CLAMP-RAIL



2

Artikel-Nr. Item No.	Maße (mm) Dimensions (mm)				Schraube Screw			
	L	B	H	L1	L2	L3	L4	DIN 912
SYSTEM SYSTEM 80								
CP200.80.001	200	80	80			100		M12
CP300.80.001	300	80	80	100				M12
CP400.80.001	400	80	80	150				M12
CP500.80.001	500	80	80	200				M12
CP600.80.001	600	80	80		400	250	125	M12
SYSTEM SYSTEM 50								
CP200.50.001	200	50	80			100		M12
CP300.50.001	300	50	80	100				M12
CP400.50.001	400	50	80	150				M12
CP500.50.001	500	50	80	200				M12